



District Report Card: 2017


State: Chhattisgarh	District: Kanker
Class: 5	Subject: Language
Schools: 53	Students: 585


Participation/Coverage


Students

<div>GENDER</div> <div></div>	Boys		Girls	
	Number	%	Number	%
	291	49.74	294	50.26

<div>AREA</div> <div></div>	Rural		Urban	
	Number	%	Number	%
	542	92.65	43	7.35

<div>CATEGORY</div> <div></div>	SC		ST		OBC		GEN	
	Number	%	Number	%	Number	%	Number	%
	26	4.44	342	58.46	106	18.12	111	18.97

<div>CWSN</div> <div></div>	LD	VI	HI	S&LD	ID	Oth
	3	0	0	2	0	1

<div>Management</div> <div></div>	Government		Government-aided	
	Number	%	Number	%
	585	100.00	0	0.00

Average Performance of Students in Language (%)

Overall	Gender		Area		Management		Social Group			
	Male	Female	Rural	Urban	Govt.	Aided	SC	ST	OBC	GEN
47.99	47.17	48.80	48.14	46.05	47.99	0.00	52.56	45.26	50.69	52.73

Performance on Learning Outcomes (LOs)

Learning Outcomes	Description	Average Performance(%)
L504	Reads and comprehends independently storybooks, news items/ headlines, advertisements etc.	46.77
L508	Reads text with comprehension, locates details and sequence of events	48.60

Range of Performance of Students who Answered Correctly							
Below 30%		30% - 50%		50% - 75%		Above 75%	
Number	%	Number	%	Number	%	Number	%
118	20.17	195	33.33	217	37.09	55	9.40

Lowest Performing Learning Outcomes (LOs)

- 1 - Reads and comprehends independently storybooks, news items/ headlines, advertisements etc. (46.77)
- 2 - Reads text with comprehension, locates details and sequence of events (48.60)